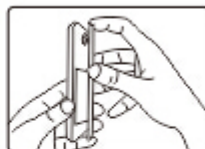


Wireless Charging Receiver

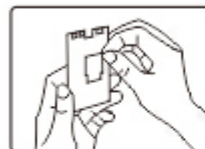
Operating Manual/Galaxy S3

Thanks for choosing the wireless charger of our company

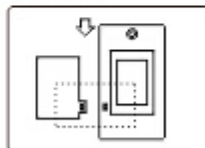
WIRELESS / CHARGER / Wireless Charger receiver for Cell Phone



1. Open the rear cover of the mobile phone's battery.



2. Tear off the tags of the receiver.



3. Make the contact position of receiver alignment with contact of mobile then stick good.



4. At last, check them and make sure whether they are firm or not and cover the mobile phone cover.

WIRELESS / CHARGER / Wireless Charger receiver for Cell Phone

Specification and Parameter:

Working Current	DC5V/1000MA	Working life	> 4000小时以上
Input Time	2. 5±0. 5小时	Distance	6MM
Output power	≥5W	DC Output	5V/600mAh
Temperature	-10~40℃	DC Input	5V/1000mAh

Product feature:

1. Product modeling compact, easy to assemble, easy to carry and zero load, decoration mobile phone does not have any effect, the implicit form installation.
2. Assembly is simple, just three steps: remove rear cover, paste receiver card, close the back cover. can increase the function of wireless charging, placed in any by WPC_QI certification of wireless chargingplatform can benon-contact charging.
3. After mount receiving card, it doesn't matter if you do not use the wireless charging function, without discharge receiving card, inside the mobile phone has no effect.

WIRELESS / CHARGER / Wireless Charger receiver for Cell Phone

Questions and Solutions:

1. Please make sure the phone is properly placed in the charging area of the charger pane when the mobile phone is not charging or charging time is too long .if placed incorrectly,please readjust phone's location .
2. When the charging is abnormal, please pick up the phone and placed back on the wireless charger panel (the interval at least 5 seconds). If the problem persists, you can unplug and then plug in, so re-power the wireless charger work.
3. Differences exist for the testing of phone electricity is fully or not in the charging process, some mobile battery indicator is full, after a period of time the wireless charger will enter full stop.

Precautions:

1. Patients should consult a doctor before using wireless charger, because it will generate an electromagnetic wavewhich may affect the normal operation of heart pacemaker.
2. Do not let the magnetic cards and magnetic storage close to the products for a long time, in order to avoid data loss.
3. During the charging process, don't put the metal object barrier between the charging device and the wireless charger. According to the principles of wireless charging the metal object barrier will make wireless charger gettinghigh heat when charging. It will damage the wireless charger in a great chance, or even cause a fire.

WIRELESS / CHARGER / Wireless Charger receiver for Cell Phone

Warranty Card

Dear users,

Thank you for purchasing Galaxy S3 this wireless charger receiver, we can give you the following warranty implementation in accordance with relevants.

1. Warranty and service usage during normal operation, it can get free warranty from dealer if errors occur by itself quality and without an overhaul. You can show the warranty card to our dealer within 12 months from the date of purchase.
2. Implementation of fees paid repair services for below situation: an irresistible force such as an earthquake fire, abnormal voltage, or other natural disasters; or man-made damage to the consumer for their own reasons; or beyond the warranty period.

Customer Service Information

Product Model		Date of purchase	
Error		Consumer Name	
Dealer Name		Consumer Add	
Dealer Tel		Consumer Tel	